


# AUGUST 2019 MARKET SNAPSHOT




MISSISSAUGA  
REAL ESTATE BOARD



779

last month 843



\$732,549

last month \$764,463



\$689,900

last month \$684,500



21 Days


last month 20



≠


98%

last month 98%



1,161

last month 1,284



1,242

last month 1,406

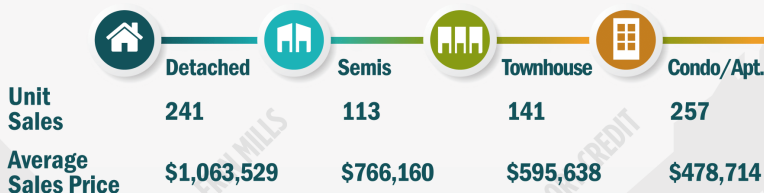


1.8

last month 1.9

## AUGUST MARKET BREAKDOWN

### Sales (Units) & Average Sale Price by Home Type



## YEAR TO DATE SUMMARY

	2018	2019	% Change
Sales	5,528	6,043	+9.32%
New Listings	10,238	10,131	-1.05%
Average Price	\$703,579	\$745,954	+6.02%
Average DOM	22	19	-13%

